

A vibrant downtown in the heart of Minneapolis

More and more people continue to return downtown for play and work. In 2022, monthly visits exceeded 2019 levels in Q3 and Q4 for both suburban and urban residents. Event attendance is essentially back to pre-pandemic levels. Twin Cities residents feel the renewed vibrancy downtown, and that trend is continuing in 2023.

Downtown residential population

56,748



5,460 new residents since the beginning of 2020

800+ new units currently being built downtown

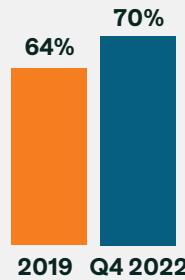
Employee Building Occupancy



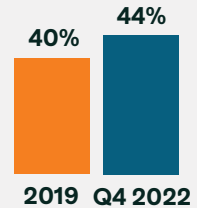
63.9%

↑ 56.2%
YOY over
Jan 2022
(Jan 2023)

Frequency of city residents visiting downtown each month.

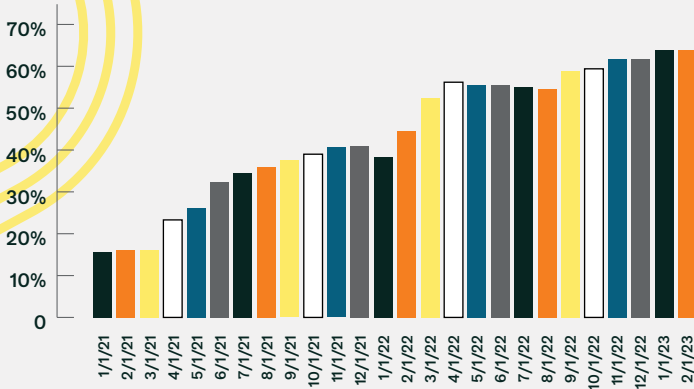


Frequency of suburban residents visiting downtown each month.

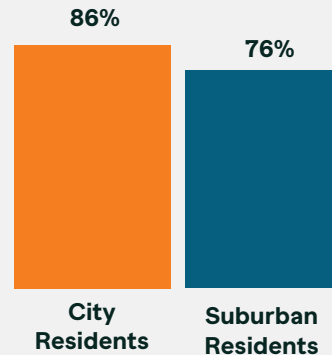


Return to office space

Percentage of workers back in office weekly in some capacity



80 percent of Twin Cities residents who visited downtown in Quarter 4 of 2022 found it more vibrant than their last visit

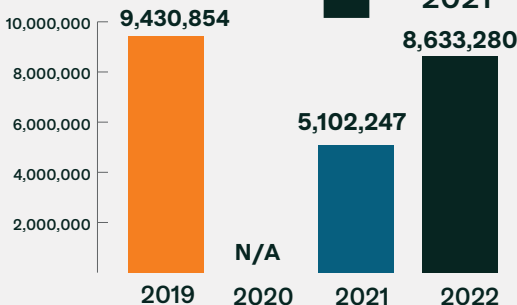


Downtown event attendance

Sports, shows, concerts, Broadway, and large-scale public events

8.6 million

↑ 68.6%
YOY over
2021



2022 new construction permits:

\$1.9 billion



11th consecutive year topping \$1 billion

over \$1 billion

of new construction permits located in downtown wards



mplsdowntown.com
[@mplsdowntown](https://twitter.com/mplsdowntown)
[#mplsdtd](https://www.instagram.com/mplsdowntown)

